



<b>TEST REPORT</b> <b>IEC 62471</b> <b>Photobiological safety of lamps and lamp systems</b>	
<b>Report Reference No.</b> .....	3182062.55A
<b>Date of issue</b> .....	2016-02-23
<b>Total number of pages</b> .....	20
<b>CB Testing Laboratory</b> .....	DEKRA Testing and Certification (Shanghai) Ltd.
<b>Address</b> .....	3/F, #250, Jiangchangsan Road building 16 Headquater Economy Park Shibe Hi-Tech Park, Zhabei District, Shanghai, P.R.C 200436
<b>Applicant's name</b> .....	Lumileds Malaysia Sdn. Bhd.
<b>Address</b> .....	No. 3 , Lintang Bayan Lepas 8, Phase 4, Bayan Lepas Industrial Park, 11900 Penang, Malaysia
<b>Test specification:</b>	
<b>Standard</b> .....	IEC 62471:2006 (First Edition) IEC/TR 62778: 2014
<b>Test procedure</b> .....	Type test
<b>Non-standard test method</b> .....	N/A
<b>Test Report Form No.</b> .....	V 2.0
<b>TRF Originator</b> .....	DEKRA Testing and Certification (Shanghai) Ltd
<b>Master TRF</b> .....	2014-11
<b>Test item description</b> .....	LED Chip
<b>Trade Mark</b> .....	--
<b>Manufacturer</b> .....	Lumileds Malaysia Sdn. Bhd. No. 3 , Lintang Bayan Lepas 8, Phase 4, Bayan Lepas Industrial Park, 11900 Penang, Malaysia
<b>Model/Type reference</b> :	L1C1-GRN1000000000
<b>Ratings</b> .....	3,5Vdc ,1050mA

Testing procedure and testing location:	
<input checked="" type="checkbox"/> <b>CB Testing Laboratory:</b> Testing location/ address .....:	DEKRA Testing and Certification (Shanghai) Ltd. 3/F, #250, Jiangchangsan Road building 16 Headquater Economy Park Shibei Hi-Tech Park, Zhabei District, Shanghai, P.R.C 200436
<input type="checkbox"/> <b>Associated CB Laboratory:</b> Testing location/ address .....:	
Tested by (name + signature) .....:	Yisu Lu <i>Yisu Lu</i>
Approved by (+ signature) .....:	Hanson Zhang <i>Hanson</i>
<input type="checkbox"/> <del>Testing procedure: TMP</del> <del>Tested by (name + signature) .....:</del> <del>Approved by (+ signature) .....:</del> Testing location/ address .....:	
<input type="checkbox"/> <del>Testing procedure: WMT</del> <del>Tested by (name + signature) .....:</del> <del>Witnessed by (+ signature) .....:</del> <del>Approved by (+ signature) .....:</del> Testing location/ address .....:	
<input type="checkbox"/> <del>Testing procedure: SMT</del> <del>Tested by (name + signature) .....:</del> <del>Approved by (+ signature) .....:</del> <del>Supervised by (+ signature) .....:</del> Testing location/ address .....:	
<input type="checkbox"/> <del>Testing procedure: RMT</del> <del>Tested by (name + signature) .....:</del> <del>Approved by (+ signature) .....:</del> <del>Supervised by (+ signature) .....:</del> Testing location/ address .....:	

**Summary of testing:****Tests performed (name of test and test clause):**

These tests

Fulfil the requirements of standard ISO/IEC 17025.

When determining the test conclusion, the Measurement Uncertainty of test has been considered.

The tested sample of LED Chip list as below

L1C1-GRN1000000000

has been tested according to the IEC 62471(first edition, 2006-07) including considering IEC/TR 62778: 2014 and classification as following:

Model/Type reference	Test condition	Risk Group (according to IEC 62471 (first edition, 2006-07))	Risk Group (according to IEC/TR 62778: 2014)
All models	<input type="checkbox"/> GLS <input type="checkbox"/> Non GLS <input checked="" type="checkbox"/> Worst Case	<input type="checkbox"/> exempt <input type="checkbox"/> risk 1 <input type="checkbox"/> risk 2 <input type="checkbox"/> risk 3	<input type="checkbox"/> RG0 <input checked="" type="checkbox"/> RG1 <input type="checkbox"/> RG2

**Testing location:**

DEKRA Testing and Certification (Shanghai) Ltd.

3/F, #250, Jiangchangsan Road building 16 Headquater Economy Park Shabei Hi-Tech Park, Zhabei District, Shanghai, P.R.C 200436

**Summary of compliance with National Differences:**

PASS

**Copy of marking plate:**

N/A

**Test item particulars .....**

Tested lamp .....: ☒ continuous wave lamps      ☐ pulsed lamps

Tested lamp system .....: N/A

Lamp classification group.....: ☐ exempt      ☐ risk 1      ☐ risk 2      ☐ risk 3  
(See table 6.1)

Lamp cap .....: N/A

Bulb.....: LEDs

Rated of the lamp .....: 3,5Vdc ,1050mA

Furthermore marking on the lamp .....: N/A

Seasoning of lamps according IEC standard .....: N/A

Used measurement instrument.....: spectroradiometer

Temperature by measurement .....: 23-28 °C

Information for safety use.....: --

**Possible test case verdicts:**

- test case does not apply to the test object.....: N/A
- test object does meet the requirement.....: P (Pass)
- test object does not meet the requirement.....: F (Fail)

**Testing:**

Date of receipt of test item .....: 2016-01

Date (s) of performance of tests .....: 2016-02

**General remarks:**

The test results presented in this report relate only to the object tested.  
This report shall not be reproduced, except in full, without the written approval of the Issuing testing laboratory.

"(See Enclosure #)" refers to additional information appended to the report.

"(See appended table)" refers to a table appended to the report.

Throughout this report a comma (point) is used as the decimal separator.

List of test equipment must be kept on file and available for review.

The product complied with the following standards:

GLS	Non-GLS	Worst case (200mm)
<input checked="" type="checkbox"/> IEC 62471:2006	<input checked="" type="checkbox"/> IEC 62471:2006	<input checked="" type="checkbox"/> IEC 62471:2006
<input checked="" type="checkbox"/> IEC/TR 62471-2:2009	<input checked="" type="checkbox"/> IEC/TR 62471-2:2009	<input type="checkbox"/> IEC/TR 62471-2:2009
<input checked="" type="checkbox"/> EN 62471:2008	<input checked="" type="checkbox"/> EN 62471:2008	<input checked="" type="checkbox"/> EN 62471:2008
<input type="checkbox"/> IEC/TR 62778: 2014	<input checked="" type="checkbox"/> IEC/TR 62778: 2014	<input checked="" type="checkbox"/> IEC/TR 62778: 2014

**This report should be read in conjunction with the attached pages concerned with the European group differences and national differences of the standards EN 62471:2008 with the reference number of 3182062.55B. (2 pages)**

Factory:

--

**General product information:**

The product is LED Chip.

The product is considered as worst case which should be evaluated at 200mm.

The sample of L1C1-GRN1000000000 was tested at 200mm from the light source.

Type test was performed both according to IEC 62471:2006 procedure and IEC/TR 62778 :2014 procedure, For details evaluation according to IEC/TR 62778 :2014, Please refer to Appendix 4 mentioned in this report

The sample L1C1-GRN1000000000 has the shortest wavelength color in the LUXEON C color family which consists of "green", "lime", "mint", "PC Amber", "Amber", "Red-Orange", "Red" and "Far Red" parts. The present risk group classification is thus valid (worst case) also for the LUXEON C L1C1-xxx1000000000, where xxx can be GRN, LME, MNT, PCA, AMB, RNG, RED and FRD (see IEC TR 62778).

IEC 62471			
Clause	Requirement + Test	Result – Remark	Verdict
<b>4</b>	<b>EXPOSURE LIMITS</b>		<b>P</b>
4.1	General		<b>P</b>
	The exposure limits in this standard is not less than 0,01 ms and not more than any 8-hour period and should be used as guides in the control of exposure		<b>P</b>
	Detailed spectral data of a light source are generally required only if the luminance of the source exceeds $10^4 \text{ cd}\cdot\text{m}^{-2}$	see clause 4.3	<b>P</b>
4.3	Hazard exposure limits		<b>P</b>
4.3.1	Actinic UV hazard exposure limit for the skin and eye		<b>P</b>
	The exposure limit for effective radiant exposure is $30 \text{ J}\cdot\text{m}^{-2}$ within any 8-hour period		<b>P</b>
	To protect against injury of the eye or skin from ultraviolet radiation exposure produced by a broadband source, the effective integrated spectral irradiance, $E_s$ , of the light source shall not exceed the levels defined by:		<b>P</b>
	$E_s \cdot t = \sum_{200}^{400} \sum_t E_\lambda(\lambda, t) \cdot S_{UV}(\lambda) \cdot \Delta t \cdot \Delta \lambda \leq 30 \quad \text{J}\cdot\text{m}^{-2}$		<b>P</b>
	The permissible time for exposure to ultraviolet radiation incident upon the unprotected eye or skin shall be computed by:		<b>P</b>
	$t_{\max} = \frac{30}{E_s} \quad \text{s}$		<b>P</b>
4.3.2	Near-UV hazard exposure limit for eye		<b>P</b>
	For the spectral region 315 nm to 400 nm (UV-A) the total radiant exposure to the eye shall not exceed $10000 \text{ J}\cdot\text{m}^{-2}$ for exposure times less than 1000 s. For exposure times greater than 1000 s (approximately 16 minutes) the UV-A irradiance for the unprotected eye, $E_{UVA}$ , shall not exceed $10 \text{ W}\cdot\text{m}^{-2}$ .		<b>P</b>
	The permissible time for exposure to ultraviolet radiation incident upon the unprotected eye for time less than 1000 s, shall be computed by:		<b>P</b>
	$t_{\max} \leq \frac{10\,000}{E_{UVA}} \quad \text{s}$		<b>P</b>
4.3.3	Retinal blue light hazard exposure limit		<b>N/A</b>
	To protect against retinal photochemical injury from chronic blue-light exposure, the integrated spectral radiance of the light source weighted against the blue-light hazard function, $B(\lambda)$ , i.e., the blue-light weighted radiance, $L_B$ , shall not exceed the levels defined by:		<b>N/A</b>
	$L_B \cdot t = \sum_{300}^{700} \sum_t L_\lambda(\lambda, t) \cdot B(\lambda) \cdot \Delta t \cdot \Delta \lambda \leq 10^6 \quad \text{J} \cdot \text{m}^{-2} \cdot \text{sr}^{-1}$	for $t \leq 10^4 \text{ s}$ $t_{\max} = \frac{10^6}{L_B}$	<b>N/A</b>

IEC 62471			
Clause	Requirement + Test	Result – Remark	Verdict
	$L_B = \sum_{300}^{700} L_{\lambda} \cdot B(\lambda) \cdot \Delta\lambda \leq 100 \quad W \cdot m^{-2} \cdot sr^{-1}$	for $t > 10^4$ s	N/A
4.3.4	Retinal blue light hazard exposure limit - small source		P
	Thus the spectral irradiance at the eye $E_{\lambda}$ , weighted against the blue-light hazard function $B(\lambda)$ shall not exceed the levels defined by:	see table 4.2	P
	$E_B \cdot t = \sum_{300}^{700} \sum_t E_{\lambda}(\lambda, t) \cdot B(\lambda) \cdot \Delta\lambda \leq 100 \quad J \cdot m^{-2}$	for $t \leq 100$ s	P
	$E_B = \sum_{300}^{700} E_{\lambda} \cdot B(\lambda) \cdot \Delta\lambda \leq 1 \quad W \cdot m^{-2}$	for $t > 100$ s	P
4.3.5	Retinal thermal hazard exposure limit		P
	To protect against retinal thermal injury, the integrated spectral radiance of the light source, $L_{\lambda}$ , weighted by the burn hazard weighting function $R(\lambda)$ (from Figure 4.2 and Table 4.2), i.e., the burn hazard weighted radiance, shall not exceed the levels defined by:		P
	$L_R = \sum_{380}^{1400} L_{\lambda} \cdot R(\lambda) \cdot \Delta\lambda \leq \frac{50\,000}{\alpha \cdot t^{0,25}} \quad W \cdot m^{-2} \cdot sr^{-1}$	( $10 \mu s \leq t \leq 10$ s)	P
4.3.6	Retinal thermal hazard exposure limit – weak visual stimulus		N/A
	For an infrared heat lamp or any near-infrared source where a weak visual stimulus is inadequate to activate the aversion response, the near infrared (780 nm to 1400 nm) radiance, $L_{IR}$ , as viewed by the eye for exposure times greater than 10 s shall be limited to:		N/A
	$L_{IR} = \sum_{780}^{1400} L_{\lambda} \cdot R(\lambda) \cdot \Delta\lambda \leq \frac{6\,000}{\alpha} \quad W \cdot m^{-2} \cdot sr^{-1}$	$t > 10$ s	N/A
4.3.7	Infrared radiation hazard exposure limits for the eye		P
	The avoid thermal injury of the cornea and possible delayed effects upon the lens of the eye (cataractogenesis), ocular exposure to infrared radiation, $E_{IR}$ , over the wavelength range 780 nm to 3000 nm, for times less than 1000 s, shall not exceed:		P
	$E_{IR} = \sum_{780}^{3000} E_{\lambda} \cdot \Delta\lambda \leq 18\,000 \cdot t^{-0,75} \quad W \cdot m^{-2}$	$t \leq 1000$ s	P
	For times greater than 1000 s the limit becomes:		P
	$E_{IR} = \sum_{780}^{3000} E_{\lambda} \cdot \Delta\lambda \leq 100 \quad W \cdot m^{-2}$	$t > 1000$ s	P
4.3.8	Thermal hazard exposure limit for the skin		P
	Visible and infrared radiant exposure (380 nm to 3000 nm) of the skin shall be limited to:		P

IEC 62471			
Clause	Requirement + Test	Result – Remark	Verdict
	$E_H \cdot t = \sum_{380}^{3000} \sum_t E_{\lambda}(\lambda, t) \cdot \Delta t \cdot \Delta \lambda \leq 20\,000 \cdot t^{0,25} \quad \text{J} \cdot \text{m}^{-2}$		P
<b>5</b>	<b>MEASUREMENT OF LAMPS AND LAMP SYSTEMS</b>		P
5.1	Measurement conditions		P
	Measurement conditions shall be reported as part of the evaluation against the exposure limits and the assignment of risk classification.		P
5.1.1	Lamp ageing (seasoning)		N/A
	Seasoning of lamps shall be done as stated in the appropriate IEC lamp standard.		N/A
5.1.2	Test environment		P
	For specific test conditions, see the appropriate IEC lamp standard or in absence of such standards, the appropriate national standards or manufacturer's recommendations.		P
5.1.3	Extraneous radiation		P
	Careful checks should be made to ensure that extraneous sources of radiation and reflections do not add significantly to the measurement results.		P
5.1.4	Lamp operation		P
	Operation of the test lamp shall be provided in accordance with:		N/A
	– the appropriate IEC lamp standard, or		N/A
	– the manufacturer's recommendation		P
5.1.5	Lamp system operation		N/A
	The power source for operation of the test lamp shall be provided in accordance with:		N/A
	– the appropriate IEC standard, or		N/A
	– the manufacturer's recommendation		N/A
5.2	Measurement procedure		P
5.2.1	Irradiance measurements		P
	Minimum aperture diameter 7mm.		P
	Maximum aperture diameter 50 mm.		P
	The measurement shall be made in that position of the beam giving the maximum reading.		P
	The measurement instrument is adequate calibrated.		P
5.2.2	Radiance measurements		P
5.2.2.1	Standard method		P
	The measurements made with an optical system.		P



IEC 62471			
Clause	Requirement + Test	Result – Remark	Verdict
	The instrument shall be calibrated to read in absolute radiant power per unit receiving area and per unit solid angle to acceptance averaged over the field of view of the instrument.		P
5.2.2.2	Alternative method		P
	Alternatively to an imaging radiance set-up, an irradiance measurement set-up with a circular field stop placed at the source can be used to perform radiance measurements.		P
5.2.3	Measurement of source size		P
	The determination of $\alpha$ , the angle subtended by a source, requires the determination of the 50% emission points of the source.		P
5.2.4	Pulse width measurement for pulsed sources		N/A
	The determination of $\Delta t$ , the nominal pulse duration of a source, requires the determination of the time during which the emission is > 50% of its peak value.		N/A
5.3	Analysis methods		P
5.3.1	Weighting curve interpolations		P
	To standardize interpolated values, use linear interpolation on the log of given values to obtain intermediate points at the wavelength intervals desired.	see table 4.1	P
5.3.2	Calculations		P
	The calculation of source hazard values shall be performed by weighting the spectral scan by the appropriate function and calculating the total weighted energy.		P
5.3.3	Measurement uncertainty		P
	The quality of all measurement results must be quantified by an analysis of the uncertainty.	see Annex C in the norm	P
<b>6</b>	<b>LAMP CLASSIFICATION</b>		<b>P</b>
	For the purposes of this standard it was decided that the values shall be reported as follows:	see table 6.1	P
	– for lamps intended for general lighting service, the hazard values shall be reported as either irradiance or radiance values at a distance which produces an illuminance of 500 lux, but not at a distance less than 200 mm		N/A
	– for all other light sources, including pulsed lamp sources, the hazard values shall be reported at a distance of 200 mm		N/A
6.1	Continuous wave lamps		P
6.1.1	Exempt Group		F

IEC 62471			
Clause	Requirement + Test	Result – Remark	Verdict
	In the exempt group are lamps, which does not pose any photobiological hazard. The requirement is met by any lamp that does not pose:		F
	– an actinic ultraviolet hazard ( $E_S$ ) within 8-hours exposure (30000 s), nor		P
	– a near-UV hazard ( $E_{UVA}$ ) within 1000 s, (about 16 min), nor		P
	– a retinal blue-light hazard ( $L_B$ ) within 10000 s (about 2,8 h), nor		F
	– a retinal thermal hazard ( $L_R$ ) within 10 s, nor		P
	– an infrared radiation hazard for the eye ( $E_{IR}$ ) within 1000 s		P
6.1.2	Risk Group 1 (Low-Risk)		P
	In this group are lamps, which exceeds the limits for the except group but that does not pose:		P
	– an actinic ultraviolet hazard ( $E_S$ ) within 10000 s, nor		N/A
	– a near ultraviolet hazard ( $E_{UVA}$ ) within 300 s, nor		N/A
	– a retinal blue-light hazard ( $L_B$ ) within 100 s, nor		P
	– a retinal thermal hazard ( $L_R$ ) within 10 s, nor		N/A
	– an infrared radiation hazard for the eye ( $E_{IR}$ ) within 100 s		N/A
	Lamps that emit infrared radiation without a strong visual stimulus and do not pose a near-infrared retinal hazard ( $L_{IR}$ ), within 100 s are in Risk Group 1.		N/A
6.1.3	Risk Group 2 (Moderate-Risk)		N/A
	This requirement is met by any lamp that exceeds the limits for Risk Group 1, but that does not pose:		N/A
	– an actinic ultraviolet hazard ( $E_S$ ) within 1000 s exposure, nor		N/A
	– a near ultraviolet hazard ( $E_{UVA}$ ) within 100 s, nor		N/A
	– a retinal blue-light hazard ( $L_B$ ) within 0,25 s (aversion response), nor		N/A
	– a retinal thermal hazard ( $L_R$ ) within 0,25 s (aversion response), nor		N/A
	– an infrared radiation hazard for the eye ( $E_{IR}$ ) within 10 s		N/A
	Lamps that emit infrared radiation without a strong visual stimulus and do not pose a near-infrared retinal hazard ( $L_{IR}$ ), within 10 s are in Risk Group 2.		N/A
6.1.4	Risk Group 3 (High-Risk)		N/A
	Lamps which exceed the limits for Risk Group 2 are in Group 3.		N/A

IEC 62471			
Clause	Requirement + Test	Result – Remark	Verdict
6.2	Pulsed lamps		N/A
	Pulse lamp criteria shall apply to a single pulse and to any group of pulses within 0,25 s.		N/A
	A pulsed lamp shall be evaluated at the highest nominal energy loading as specified by the manufacturer.		N/A
	The risk group determination of the lamp being tested shall be made as follows:		N/A
	– a lamp that exceeds the exposure limit shall be classified as belonging to Risk Group 3 (High-Risk)		N/A
	– for single pulsed lamps, a lamp whose weighted radiant exposure or weighted radiance does is below the EL shall be classified as belonging to the Exempt Group		N/A
	– for repetitively pulsed lamps, a lamp whose weighted radiant exposure or weighted radiance dose is below the EL, shall be evaluated using the continuous wave risk criteria discussed in clause 6.1, using time averaged values of the pulsed emission		N/A

IEC 62471			
Clause	Requirement + Test	Result – Remark	Verdict

<b>Table 4.1</b>	Spectral weighting function for assessing ultraviolet hazards for skin and eye		
Wavelength <sup>1</sup> $\lambda$ , nm	UV hazard function $S_{uv}(\lambda)$	Wavelength $\lambda$ , nm	UV hazard function $S_{uv}(\lambda)$
200	0,030	313*	0,006
205	0,051	315	0,003
210	0,075	316	0,0024
215	0,095	317	0,0020
220	0,120	318	0,0016
225	0,150	319	0,0012
230	0,190	320	0,0010
235	0,240	322	0,00067
240	0,300	323	0,00054
245	0,360	325	0,00050
250	0,430	328	0,00044
254*	0,500	330	0,00041
255	0,520	333*	0,00037
260	0,650	335	0,00034
265	0,810	340	0,00028
270	1,000	345	0,00024
275	0,960	350	0,00020
280*	0,880	355	0,00016
285	0,770	360	0,00013
290	0,640	365*	0,00011
295	0,540	370	0,000093
297*	0,460	375	0,000077
300	0,300	380	0,000064
303*	0,120	385	0,000053
305	0,060	390	0,000044
308	0,026	395	0,000036
310	0,015	400	0,000030
<sup>1</sup> Wavelengths chosen are representative: other values should be obtained by logarithmic interpolation at intermediate wavelengths. * Emission lines of a mercury discharge spectrum.			

IEC 62471			
Clause	Requirement + Test	Result – Remark	Verdict

<b>Table 4.2</b>	Spectral weighting functions for assessing retinal hazards from broadband optical sources		
Wavelength nm	Blue-light hazard function B ( $\lambda$ )	Burn hazard function R ( $\lambda$ )	
300	0,01		
305	0,01		
310	0,01		
315	0,01		
320	0,01		
325	0,01		
330	0,01		
335	0,01		
340	0,01		
345	0,01		
350	0,01		
355	0,01		
360	0,01		
365	0,01		
370	0,01		
375	0,01		
380	0,01	0,1	
385	0,013	0,13	
390	0,025	0,25	
395	0,05	0,5	
400	0,10	1,0	
405	0,20	2,0	
410	0,40	4,0	
415	0,80	8,0	
420	0,90	9,0	
425	0,95	9,5	
430	0,98	9,8	
435	1,00	10,0	
440	1,00	10,0	
445	0,97	9,7	
450	0,94	9,4	
455	0,90	9,0	
460	0,80	8,0	
465	0,70	7,0	
470	0,62	6,2	
475	0,55	5,5	
480	0,45	4,5	
485	0,40	4,0	
490	0,22	2,2	
495	0,16	1,6	
500-600	$10^{[(450-\lambda)/50]}$	1,0	
600-700	0,001	1,0	
700-1050		$10^{[(700-\lambda)/500]}$	
1050-1150		0,2	
1150-1200		$0,2 \cdot 10^{0,02(1150-\lambda)}$	
1200-1400		0,02	

IEC 62471			
Clause	Requirement + Test	Result – Remark	Verdict

Table 5.4		Summary of the ELs for the surface of the skin or cornea (irradiance based values)			
Hazard Name	Relevant equation	Wavelength range nm	Exposure duration sec	Limiting aperture rad (deg)	EL in terms of constant irradiance $W \cdot m^{-2}$
Actinic UV skin & eye	$E_S = \sum E_\lambda \cdot S(\lambda) \cdot \Delta\lambda$	200 – 400	< 30000	1,4 (80)	30/t
Eye UV-A	$E_{UVA} = \sum E_\lambda \cdot \Delta\lambda$	315 – 400	$\leq 1000$ $> 1000$	1,4 (80)	10000/t 10
Blue-light small source	$E_B = \sum E_\lambda \cdot B(\lambda) \cdot \Delta\lambda$	300 – 700	$\leq 100$ $> 100$	< 0,011	100/t 1,0
Eye IR	$E_{IR} = \sum E_\lambda \cdot \Delta\lambda$	780 – 3000	$\leq 1000$ $> 1000$	1,4 (80)	18000/t <sup>0,75</sup> 100
Skin thermal	$E_H = \sum E_\lambda \cdot \Delta\lambda$	380 – 3000	< 10	2π sr	20000/t <sup>0,75</sup>

Table 5.5		Summary of the ELs for the retina (radiance based values)			
Hazard Name	Relevant equation	Wavelength range nm	Exposure duration sec	Field of view radians	EL in terms of constant radiance $W \cdot m^{-2} \cdot sr^{-1}$
Blue light	$L_B = \sum L_\lambda \cdot B(\lambda) \cdot \Delta\lambda$	300 – 700	0,25 – 10 10-100 100-10000 $\geq 10000$	$0,011 \cdot \sqrt{(t/10)}$ 0,011 $0,0011 \cdot \sqrt{t}$ 0,1	$10^6/t$ $10^6/t$ $10^6/t$ 100
Retinal thermal	$L_R = \sum L_\lambda \cdot R(\lambda) \cdot \Delta\lambda$	380 – 1400	< 0,25 0,25 – 10	0,0017 $0,011 \cdot \sqrt{(t/10)}$	$50000/(\alpha \cdot t^{0,25})$ $50000/(\alpha \cdot t^{0,25})$
Retinal thermal (weak visual stimulus)	$L_{IR} = \sum L_\lambda \cdot R(\lambda) \cdot \Delta\lambda$	780 – 1400	> 10	0,011	6000/α

IEC 62471			
Clause	Requirement + Test	Result – Remark	Verdict

<b>Table 6.1</b>	Emission limits for risk groups of continuous wave lamps (L1C1-GRN1000000000, $\alpha=3,5$ mrad)								P
	Test condition: <input type="checkbox"/> GLS <input type="checkbox"/> Non GLS <input checked="" type="checkbox"/> Worst Case Lamp classification group: <input type="checkbox"/> exempt <input checked="" type="checkbox"/> risk 1 <input type="checkbox"/> risk 2 <input type="checkbox"/> risk 3								
Risk	Action spectrum	Symbol	Units	Emission Measurement					
				Exempt		Low risk		Mod risk	
				Limit	Result	Limit	Result	Limit	Result
Actinic UV	$S_{UV}(\lambda)$	$E_s$	$W \cdot m^{-2}$	0,001	0,0000	0,003		0,03	
Near UV		$E_{UVA}$	$W \cdot m^{-2}$	10	0,0000	33		100	
Blue light	$B(\lambda)$	$L_B$	$W \cdot m^{-2} \cdot sr^{-1}$	100	--	10000	--	4000000	
Blue light, small source	$B(\lambda)$	$E_B$	$W \cdot m^{-2}$	1,0*	0,19	1,0	0,19	400	--
Retinal thermal	$R(\lambda)$	$L_R$	$W \cdot m^{-2} \cdot sr^{-1}$	$28000/\alpha$	45906,89	$28000/\alpha$		$71000/\alpha$	
Retinal thermal, weak visual stimulus**	$R(\lambda)$	$L_{IR}$	$W \cdot m^{-2} \cdot sr^{-1}$	$6000/\alpha$	--	$6000/\alpha$		$6000/\alpha$	
IR radiation, eye		$E_{IR}$	$W \cdot m^{-2}$	100	0,00	570		3200	
* Small source defined as one with $\alpha < 0,011$ radian. Averaging field of view at 10000 s is 0,1 radian. ** Involves evaluation of non-GLS source									


Furthermore remarks:

**Appendix 1: List of test equipment used:**

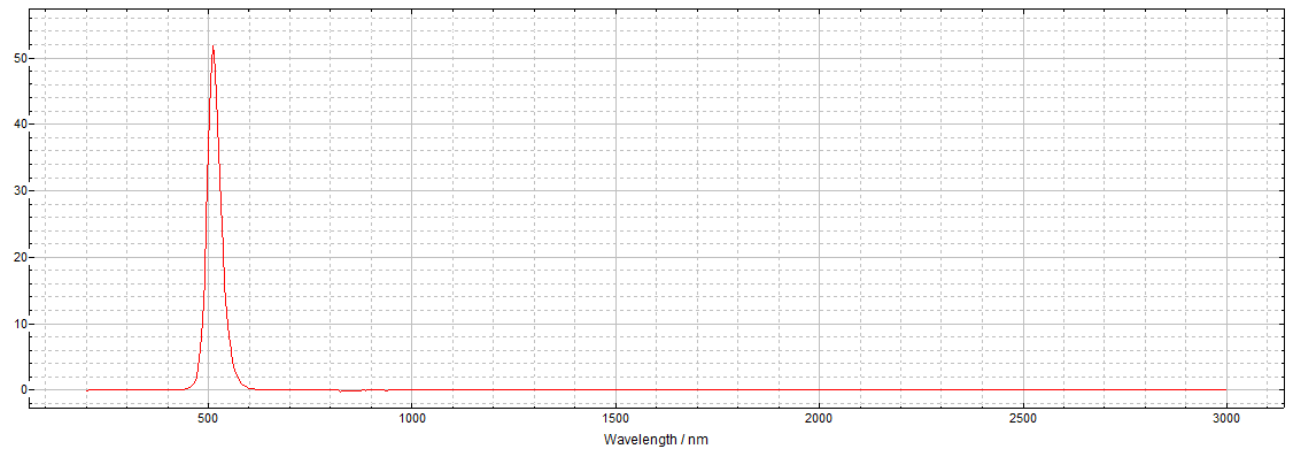
Clause	Measurement/ testing	Registration Number	Testing/measuring equipment/material used
5	Irradiance measurements Radiance measurements	SH 344	MONOCHROMATOR
5	Radiance measurements	SH 345	S009 TELESCOPE
5	Irradiance measurements	SH 346	S400_417 DETECTION ELECTRONIC
5	Irradiance measurements Radiance measurements	SH 347	608 CONSTANT CURRENT
5	Radiance measurements	SH 348	SRS12 RADIANCE
5	Irradiance measurements	SH 349	705 DEUTERIUM SUPPLY
5	Irradiance measurements	SH 350	CL6 STANDARD
5	Irradiance measurements	SH 351	CL7 STANDARD
5	Irradiance measurements Radiance measurements	SH 352	PHOTOMULTIPLIER
5	Irradiance measurements Radiance measurements	SH 353	INGAAS DETECTOR
5	Irradiance measurements Radiance measurements	SH 354	SILICON DETECTOR
5	Irradiance measurements	SH 355	PBS-TE DETECTOR
5	Irradiance measurements	SH 356	RELAY OPTIC
5	Irradiance measurements Radiance measurements	SH 357	D8 INTEGRATING SPHER
5	Irradiance measurements	SH 358	D7 COSINE DIFFUSER
5	Irradiance measurements	SH 359	PHOTOMETRIC DETECTOR
5	Irradiance measurements Radiance measurements	SH070	WATTMETER



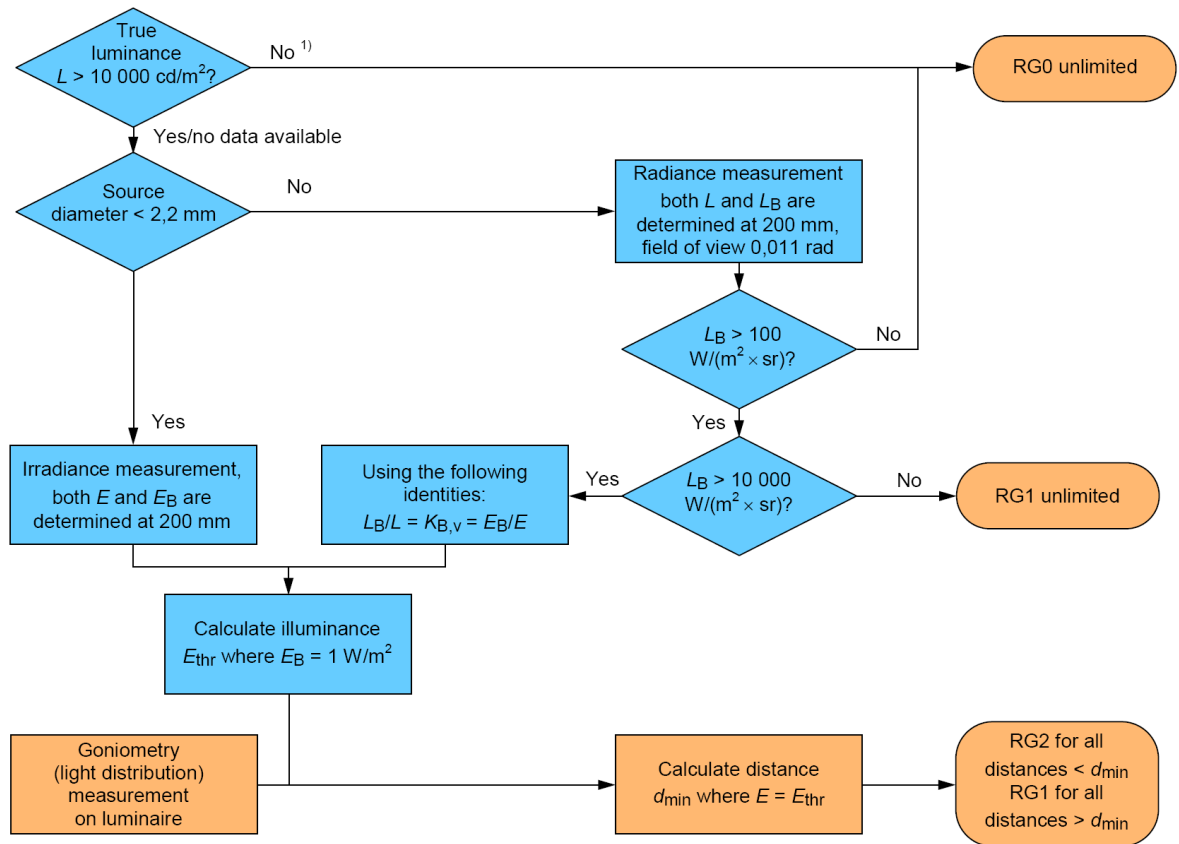
## Appendix 2: Photo documentation



Overview

**Appendix 3: Relative spectrum of tested sample**

#### Appendix 4: Evaluation procedure according to IEC 62778: 2014



IEC 1120/12

Evaluation of L1C1-GRN1000000000

True Luminance Judgment or Measurement:

☒  $L > 10000 \text{ cd/m}^2$ ☐  $L \leq 10000 \text{ cd/m}^2$ 

Source Diameter:

☒  $D < 2,2 \text{ mm}$ ☐  $D \geq 2,2 \text{ mm}$ Irradiance Measurement Results at 200mm: ☒ Not applicableValue  $E =$ Value  $E_B =$  $K_{B,V} =$ Radiance Measurement Results at 200mm & 11mrad: ☐ Not applicableValue  $L = 14058,38 \text{ kcd m}^{-2}$ Value  $L_B = 3051,84 \text{ Wsr}^{-1} \text{ m}^{-2}$  $K_{B,V} = 2,17 \times 10^{-4} \text{ W/lm}$  $L_B/L = K_{B,V} = E_B/E$ Calculate illuminance  $E_{thr}$  where  $E_B = 1 \text{ W/m}^2$ : ☒ Not applicable $E_{thr} =$ Calculate distance  $d_{min}$  where  $E = E_{thr}$ : ☒ Not applicable $d_{min} =$ 

Classification Result:

☐ RG0 ☒ RG1 ☐ RG2