

# Discover Lumileds' world-class automotive LED portfolio


## LUXEON Altilon SMD-A



Multi-die, surface-mount LED family based on 1 mm<sup>2</sup> emitters with single addressability available in multiple lumen packages. Compatible with AI-IMS substrates. Features sharp contrast and high luminance, making it suitable for all headlighting applications requiring high flux output per package.

PRODUCT	COLOR	TEST CURRENT (mA)	MAX DC CURRENT (mA)	TYPICAL FLUX @ 85 °C (lm)	PART NUMBER
LUXEON Altilon SMD-A 1x2	Cool white	1000	1500	750	A1SD-58502DH1xxxx0
LUXEON Altilon SMD-A 1x3	Cool white	1000	1500	1125	A1SD-58503DH1xxxx0
LUXEON Altilon SMD-A 1x4	Cool white	1000	1500	1500	A1SD-58504DH1xxxx0
LUXEON Altilon SMD-A 1x5	Cool white	1000	1500	1875	A1SD-58505DH1xxxx0


## LUXEON Altilon SMD



Multi-die, surface-mount LED family based on 1 mm<sup>2</sup> emitters available in multiple lumen packages. Features sharp contrast and high luminance, making it suitable for all headlighting applications requiring high flux output per package.

PRODUCT	COLOR	TEST CURRENT (mA)	MAX DC CURRENT (mA)	TYPICAL FLUX @ 85 °C (lm)	PART NUMBER
LUXEON Altilon SMD 1x2	Cool white	1000	1500	730	A1SC-58502DH2xxxx0
LUXEON Altilon SMD 1x3	Cool white	1000	1500	1095	A1SC-58503DH2xxxx0
LUXEON Altilon SMD 1x4	Cool white	1000	1500	1460	A1SC-58503DH2xxxx0
LUXEON Altilon SMD 1x5	Cool white	1000	1500	1825	A1SC-58503DH2xxxx0


## LUXEON Altilon TopContact



Multi-die, top-contact LED family based on 1 mm<sup>2</sup> emitters available in multiple lumen packages. Features sharp contrast and high luminance, making it suitable for all headlighting applications requiring high flux output per package.

PRODUCT	COLOR	TEST CURRENT (mA)	MAX DC CURRENT (mA)	TYPICAL FLUX @ 85 °C (lm)	PART NUMBER
LUXEON Altilon TopContact 1x1	Cool white	1000	1500	365	A1ST-58501DH30xxx0
LUXEON Altilon TopContact 1x2	Cool white	1000	1500	730	A1ST-58502DH30xxx0
LUXEON Altilon TopContact 1x3	Cool white	1000	1500	1095	A1ST-58503DH30xxx0
LUXEON Altilon TopContact 1x4	Cool white	1000	1500	1460	A1ST-58504DH3xxxx0
LUXEON Altilon TopContact 1x5	Cool white	1000	1500	1825	A1ST-58505DH3xxxx0
LUXEON Altilon TopContact 1x5L	Cool white	1000	1600	1875	A1SU-58505DH3xxxx0

## LUXEON Altilon Intense / LUXEON Altilon TopContact Intense



Surface-mount / top-contact LED family with small light-emitting area available in multiple lumen packages. Both LED families feature superior contrast and highest luminance, making them best suited for all headlighting applications aiming for miniaturized optics and superior beam performance.

PRODUCT	COLOR	TEST CURRENT (mA)	MAX DC CURRENT (mA)	TYPICAL FLUX @ 85 °C (lm)	PART NUMBER
LUXEON Altilon Intense 1x1	Cool white	1500	1600	375	A1SL-58501EH3xxxx0
LUXEON Altilon Intense 1x2	Cool white	1500	1600	750	A1SL-58502EH3xxxx0
LUXEON Altilon Intense 1x3	Cool white	1500	1600	1125	A1SL-58503EH3xxxx0
LUXEON Altilon TopContact Intense 1x2	Cool white	1500	1600	750	A1TI-58502EH306400
LUXEON Altilon TopContact Intense 1x3	Cool white	1500	1600	1125	A1TI-58503EH309600

## LUXEON FX2



Family of single-chip LEDs based on 1 mm<sup>2</sup> emitter available in 2-pad/3-pad package layouts in CW and PCA addressing all headlighting and front-signaling applications.

PRODUCT	COLOR	TEST CURRENT (mA)	MAX DC CURRENT (mA)	TYPICAL FLUX @ 85 °C (lm)	PART NUMBER
LUXEON FX2 CW	Cool white	1000	1500	365	A1F2-5850S2C00xxx0
LUXEON FX2-L CW	Cool white	1000	1500	375	A1F2-5850F2C00xxx0
LUXEON FX2 PLUS CW	Cool white	1000	1500	365	A1F2-5850S3C00xxx0
LUXEON FX2-L PLUS CW	Cool white	1000	1500	375	A1F2-5850F3C00xxx0
LUXEON FX2-L PCA	PC amber	1000	1000	275	A1F2-0591F2C00xxx0
LUXEON FX2-L PLUS PCA	PC amber	1000	1000	275	A1F2-0591F3C00xxx0

## LUXEON Altilon SMD DT



Family of dual-color LEDs (CW/PCA) with high flux output enabling front turn and DRL out of the same optical cavities for maximized optical efficiency.

PRODUCT	COLOR	TEST CURRENT (mA)	MAX DC CURRENT (mA)	TYPICAL FLUX @ 85 °C (lm)	PART NUMBER
LUXEON Altilon SMD DT 3W	Cool white	1000	1500	335	A1SB-DT012DH0xxxx0
	PC amber	1000	1000	265	
LUXEON Altilon SMD DT 1W	Cool white	500	750	150	A1SC-DT112BH1xxxx0
	PC amber	500	500	125	

## LUXEON Versat Dual Color



Dual-color LED (CW/PCA) enabling front turn and DRL out of the same optical cavities for maximized optical efficiency.

PRODUCT	COLOR	TEST CURRENT (mA)	MAX DC CURRENT (mA)	MINIMUM FLUX @ 25 °C (lm)	PART NUMBER
LUXEON Versat Dual Color	Cool white	150	250	53	A1VC-DT00A01xxxxx
	PC amber	150	250	33	

Additional color combinations possible upon request.

## LUXEON Versat 2020



Smallest auto-grade emitter available in CW, PCA, and PC cyan as well as direct amber, cyan, and reds – addressing all exterior signaling applications.

PRODUCT	COLOR [DOMINANT WAVELENGTH]	TEST CURRENT (mA)	MAX DC CURRENT (mA)	MINIMUM FLUX @ 25 °C (lm)	PART NUMBER
LUXEON Versat 2020 CW 150	Cool white	150	250	53	A1VB-5850Ax
LUXEON Versat 2020 PC Cyan	PC cyan	150	250	40	A1VB-P499A0
LUXEON Versat 2020 PCA 150	PC amber	150	250	30	A1VB-P591Ax
LUXEON Versat 2020 Direct Cyan	Cyan [489 nm]	200	250	24	A1VB-C489A0
LUXEON Versat 2020 Direct Cyan	Cyan [497 nm]	200	250	27	A1VB-C497A0
LUXEON Versat 2020 50 AM	Amber [586 nm]	50	70	6.1	A1VB-A584Bx
LUXEON Versat 2020 50 AM	Amber [590 nm]	50	70	8.0	A1VB-A588Bx
LUXEON Versat 2020 140 AM	Amber [586 nm]	140	200	15	A1VB-A584Cx
LUXEON Versat 2020 140 AM	Amber [590 nm]	140	200	21	A1VB-A588Cx
LUXEON Versat 2020 20	Red-orange [615 nm]	20	50	3.3	A1VB-O612Ax
LUXEON Versat 2020 20	Red [623 nm]	20	50	2.6	A1VB-R620Ax
LUXEON Versat 2020 20	Long red [630 nm]	20	50	1.8	A1VB-S627Ax
LUXEON Versat 2020 20	Super red [635 nm]	20	50	1.5	A1VB-S632Ax
LUXEON Versat 2020 50	Red-orange [615 nm]	50	90	8.0	A1VB-O612Bx
LUXEON Versat 2020 50	Red [623 nm]	50	90	6.1	A1VB-R620Bx
LUXEON Versat 2020 50	Long red [630 nm]	50	90	4.7	A1VB-S627Bx
LUXEON Versat 2020 50	Super red [635 nm]	50	90	3.3	A1VB-S632Bx
LUXEON Versat 2020 140	Red-orange [615 nm]	140	200	23.0	A1VB-O612Cx
LUXEON Versat 2020 140	Red [623 nm]	140	200	19.5	A1VB-R620Cx
LUXEON Versat 2020 140	Long red [630 nm]	140	200	15.0	A1VB-S627Cx
LUXEON Versat 2020 140	Super red [635 nm]	140	200	10.4	A1VB-S632Cx

## LUXEON Versat 3030



Industry-standard emitter available in CW, PCA, PC green, PC red and direct reds.

PRODUCT	COLOR [DOMINANT WAVELENGTH]	TEST CURRENT (mA)	MAX DC CURRENT (mA)	MINIMUM FLUX @ 25 °C (lm)	PART NUMBER
LUXEON Versat 3030 ST 150 CW	Cool white	150	250	53	A1VC-5850Ax
LUXEON Versat 3030 ST 350 CW	Cool white	350	500	119	A1VC-5850Cx
LUXEON Versat 3030 ST 150 PCA	PC amber	150	250	40	A1VC-P591Ax
LUXEON Versat 3030 ST 350 PCA	PC amber	350	500	82	A1VC-P591Cx
LUXEON Versat 3030 ST 350 PCG	PC green	350	500	126	A1VC-G507Cx
LUXEON Versat 3030 ST 350 PCR	PC red	350	500	40	A1VC-R611Cx
LUXEON Versat 3030 ST 200	Red-orange [615 nm]	200	300	36	A1VC-O612Ax
LUXEON Versat 3030 ST 200	Red [623 nm]	200	300	30	A1VC-R620Ax
LUXEON Versat 3030 ST 200	Long red [630 nm]	200	300	21	A1VC-S627Ax
LUXEON Versat 3030 ST 200	Super red [635 nm]	200	300	15	A1VC-S632Ax
LUXEON Versat 3030 ST 350	Red-orange [615 nm]	350	500	70	A1VC-O612Dx
LUXEON Versat 3030 ST 350	Red [623 nm]	350	500	50	A1VC-R620Dx
LUXEON Versat 3030 ST 350	Long red [630 nm]	350	500	40	A1VC-S627Dx
LUXEON Versat 3030 ST 350	Super red [635 nm]	350	500	30	A1VC-S632Dx
LUXEON Versat 3030 ST 700	Red-orange [615 nm]	700	1000	130	A1VC-O612Cx
LUXEON Versat 3030 ST 700	Red [623 nm]	700	1000	107	A1VC-R620Cx
LUXEON Versat 3030 ST 700	Long red [630 nm]	700	1000	82	A1VC-S627Cx
LUXEON Versat 3030 ST 700	Super red [635 nm]	700	1000	62	A1VC-S632Cx


## SignalSure



Mid- to low-power LED in an industry-standard footprint for rear-signaling applications.

PRODUCT	COLOR [DOMINANT WAVELENGTH]	TEST CURRENT (mA)	MAX DC CURRENT (mA)	MINIMUM FLUX @ 25 °C (lm)	PART NUMBER
SignalSure 30	Red-orange [615 nm]	30	60	5.1	A1DT-O621L
SignalSure 30	Red [623 nm]	30	60	4.3	A1DT-R620L
SignalSure 30	Long red [630 nm]	30	60	3.0	A1DT-S627L
SignalSure 30	Super red [635 nm]	30	60	2.3	A1DT-S632L
SignalSure 75	Amber [586 nm]	75	90	10.4	A1DP-A584L
SignalSure 75	Amber [590 nm]	75	90	13.5	A1DP-A588L
SignalSure 75	Red-orange [615 nm]	75	90	12.5	A1DP-O612L
SignalSure 75	Red [623 nm]	75	90	10.4	A1DP-R620L
SignalSure 75	Long led [630 nm]	75	90	8.0	A1DP-S627L
SignalSure 75	Super red [635 nm]	75	90	5.6	A1DP-A632L
SignalSure 250	Red-orange [615 nm]	250	300	47.0	A1DL-O612L
SignalSure 250	Red [623 nm]	250	300	36.0	A1DL-R620L
SignalSure 250	Long red [630 nm]	250	300	27.0	A1DL-S627L
SignalSure 250	Super red [635 nm]	250	300	19.5	A1DL-S632L

## LUXEON IR Domed for Automotive



Automotive-qualified, high-power infrared emitters enabling different beam patterns.

PRODUCT	PEAK WAVELENGTH (nm)	TYPICAL FWHM BEAM ANGLE (°)	TYPICAL RADIOMETRIC POWER (mW)	TYPICAL RADIANT INTENSITY (mW/sr)	TYPICAL SPECTRUM FWHM (nm)	PART NUMBER
LUXEON IR Domed	927	136	1400	255	29	L110-A930135020000
LUXEON IR Domed	927	146	1400	310	29	L110-A930145020000
LUXEON IR Domed	927	139	1400	340	29	L110-A930150020000
LUXEON IR Domed	945	45	1375	1265	36	L110-A940050020000
LUXEON IR Domed	945	61	1375	1130	36	L110-A940060020000
LUXEON IR Domed	945	90	1375	740	36	L110-A940090020000
LUXEON IR Domed	945	136	1375	250	36	L110-A940135020000
LUXEON IR Domed	945	146	1375	305	36	L110-A940145020000
LUXEON IR Domed	945	139	1375	330	36	L110-A940150020000

©2022-2023 Lumileds Holding B.V. All rights reserved. LUXEON is a registered trademark of the Lumileds Holding B.V. in the United States and other countries.

[lumileds.com](http://lumileds.com)



Neither Lumileds Holding B.V. nor its affiliates shall be liable for any kind of loss of data or any other damages, direct, indirect or consequential, resulting from the use of the provided information and data. Although Lumileds Holding B.V. and/or its affiliates have attempted to provide the most accurate information and data, the materials and services information and data are provided "as is", and neither Lumileds Holding B.V. nor its affiliates warrants or guarantees the contents and correctness of the provided information and data. Lumileds Holding B.V. and its affiliates reserve the right to make changes without notice. You as user agree to this disclaimer and user agreement with the download or use of the provided materials, information and data. A listing of Lumileds product/patent coverage may be accessed at [lumileds.com/patents](http://lumileds.com/patents).